

Ref.No:JLHEP/F-5/14-15/772.

To,
The Joint Director,
North-Eastern Regional office,
Ministry of Environment & Forest,
Government of India.

Dated: 21/5/2014

Subject: Six Monthly compliance Report on status of Environmental Safeguards of 96MW Jorethang Loop Hydro Electric Project.

Dear Sir,

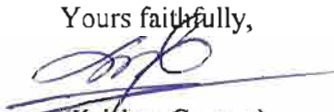
This has reference to Environmental Clearance to 96MW Jorethang Loop Hydro Electric Project vide MoEF letter No.J-12011/19/2006-LA-I dated 26.07.2006; followings are clarified for your kind perusal.

1. As per the Stage I Clearance the following amount is deposited to the Forest Env. & Wildlife management Deptt. Government of Sikkim, Gangtok.
 - i) **Compensatory afforestation:** Rs 60, 67,914=00 vide cheque No.000052 HDFC Bank dated 13/03/2008
 - ii) **Net Present Value:** Rs 2, 24, 35,420=00 vide cheque No.000053 HDFC Bank dated 13/03/2008
 - iii) **Crop Compensation:** Rs 53, 94,370=00 vide cheque No.000054 HDFC Bank dated 13/03/2008
 - iv) **CAT Plan:** Rs 1, 36, 96,000=00 vide cheque No.000055 HDFC Bank dated 13/03/2008.
 - v) **Biodiversity Conservation & Management Plan:** Rs 50, 48,000=00 vide cheque No.000056 HDFC Bank dated 13/03/2008.
2. Six Monthly compliance on the status of the Jorethang Loop Hydro Electric Project to the stipulated environmental conditions is enclosed as Annexure-A, Environmental activities and Corporate Social Responsibilities as Annexure-B and Monthly Progress report of the project as Annexure-C.

This is for your kind information.

Thanking You.

Yours faithfully,


(Krishna Gurung)
Sr.A.G.M
For DANS Energy Pvt. Ltd.
Email.id: krishna.gurung@dansenergy.com

Copy to:

1. Additional Director, MoEF New Delhi, for kind information.
2. CCF-cum -Nodal Officer (FCA) Gangtok, for kind information.
3. Central Pollution Control Board, Govt. of India, for kind information.
4. Member Secretary, State pollution Control Board Gangtok, for kind information.

Site Office
Housing Complex, Jorethang, South Sikkim - 737121
Tel: +91-9233503372 Fax : +91-3595-276408

96MW JORETHANG LOOP HYDRO ELECTRIC PROJECT
DANS ENERGY Pvt. Ltd.

DATA SHEET

Sl. No.	Particulars	Details
1.	Project Type	Run- of- River Scheme
2.	Name of the Project	Jorethang Loop Hydro Electric Project
3.	Clearance Letter i) Environmental Clearance ii) Forest Clearance	No.J-12011/19/2006-IA-I dated 26.7.2006 MoEF GOI vide letter No.3-SK-C047/2006-SHI/496-97 dated 02.05.2008 Forest Env.& wildlife Management Deptt . GOS vide Letter No.281(986)/FCA/FEWMD Dated 12.5.2008
4.	LOCATION:	
	District	South & West District
	State	Sikkim
	Latitude	27°09'37"N
	Longitude	88°17'47"E
5.	Address for Correspondence	
	a)Address of concerned Project Head(with pin code, Telephone/Fax)	Shri. P.B.Praveen Kumar (Director), Dans Energy Pvt.Ltd 1 st Floor.Rabdenling, annex-II, adjoining Royal Plaza, Upper Shyari, Gangtok. Telefax: 03592-280703 e-mail: praveenpb@dansenergy.com
	b)Address of Project Incharge site office (With Pin code, Telephone/Fax)	Mr. C.L. Thakur (Vice President), Housing Colony, Jorethang, South Sikkim, Telephone:03595-276658, (M) 8348691932 e-mail: cl.thakur@dansenergy.com

6	Breakup of the Project Area	
	a) Forest Land Total	32.0506Ha (Surface:29.5433Ha+Underground:2.5073 Ha)
	South District	25.7406 Ha in South Sikkim
	West District	6.3100Ha in West Sikkim
7.	Break-up of the Project affected Population.	Project affected families: 7 Landless affected families: Nil
8.	Financial Details	
	a) Project cost as originally planned.	475.00 Crores.
9.	Forest Land Requirement	
	The Status of approval diversion of forest land for non forestry use.	The Ministry of Environment & Forest Government of India vides its letter No.3-SK-C047/2006-SHI/496-97 dated 2nd May 2008 Forest Management Deptt. Government of Sikkim vide letter No.281 (986)/FCA/FEWMD dated 12/5/2008 has approved diversion of 32.0506Ha (Surface:29.5433Ha+Underground:2.5073Ha)

Annexure-A

Compliance Status on Environmental Clearance.

Part –A: Specific Conditions

Sl.No.	Stipulated Conditions	Compliance Status
(i)	Controlled blasting with very low charge and mild explosives should be used under close supervision. The quantity of explosive per delay to be used should be informed within one month from the date of issue of this letter.	Blasting is carried out under the supervision of Sikkim police. A fortnightly blasting report is also submitted to the District Collector & Superintendent of Police.
(ii)	Catchment Area Treatment Plan as has been proposed should be completed in Five Years.	We have deposited Rs. 1, 36, 96,000/- with State Forest Department Govt. of Sikkim Gangtok, for implementation of Catchment Area Treatment Plan.

Part-B: General Conditions

Sl.No.	Stipulated Conditions	Compliance status
(i)	Adequate free fuel arrangement should be made for the labour force engaged in the construction work at project cost so that indiscriminate felling of trees is prevented.	Sufficient free fuel (kerosene Oil & LPG) has been arranged for the labour forces engaged in the construction work. A mess has been set up to cut down the usage of fuel. Also, the fuel used in the mess is LPG. (Photo attached)
(ii)	Fuel depot may be opened at the site to provide the fuel (kerosene/wood/LPG). Medical facilities as well as recreational facilities should also be provided to the labourers.	The fuel Depot has been opened at Chisopani, Jorethang. We have established a medical clinic at the barrage site with one doctors and two nurse to provide medical facilities to the labourers. (Photo attached)
(iii)	All the labourers to be engaged for construction works should be thoroughly examined by health personal and adequately treated before issuing them work permit.	Labourers engaged at construction work are examined by MBBS Doctors and treated before issuing the work permit. Thereafter, the regular checkup is a carried out at site.
(iv)	Restoration of Construction area including dumping site of excavated materials should be ensured by leveling, filling up of burrow pits, landscaping etc. The area should be properly treated with suitable plantation.	The dumping area at barrage area has been cleaned up by using the material to fill “cut n cover” portion and right bank of barrage and remaining dumping site are being taken care as per directions.
(v)	Financial provision should be made in the total budget of the project for implementation of the above suggested safeguard measures.	Yes, we have kept aside a financial provision to implement the above mentioned safeguard measures and have already started the implementation of


		Environmental activities.
(vi)	A Multidisciplinary committee should be constituted with representative from various disciplines of forestry, ecology, wildlife, soil conservation, NGO etc, to oversee the effective implementation of the safeguard measures.	We had constituted the Multidisciplinary Committee with approval letter from MoEF, New Delhi vide letter No.J-12011/19/2006-LA-A dated 12.7.2010 and latest site visit and meeting of the Multidisciplinary Committee took place in January'2013.
(vii)	Six monthly monitoring reports should be submitted to the Ministry and its Regional Office, Shillong for review.	We have been submitting the Six monthly monitoring reports to the Ministry and its Regional Office, Shillong for review.
4.	Officials from Regional Office MoEF, Shillong who would be monitoring the implementation of environmental safeguards should be given full Cooperation facilities and documents/Data by the project proponents during their inspection.	We have given full cooperation and will continue to do so by providing facilities and documents/data during the inspection by the officials from Regional Office MOEF, Shillong.
5.	The responsibility of implementation of environmental safeguards rests fully with the DANS Energy Pvt.Ltd. & Govt. of Sikkim.	We have been strictly complying with all the conditions set for the safeguards of the environment with the cooperation of Forest Env. & Wildlife Management Department, Government of Sikkim.
6.	In case of change in the Scope of the Project, Project would require a fresh appraisal.	There is no change in scope of project. However, in case of any change we will inform the concern department and take the fresh appraisal.
7.	The Ministry reserves the right to add additional safeguard measures subsequently, if found necessary and take action including revoking of the clearance under the provision of the suggested safeguard measures in a time bound and satisfactory manner.	Agreed.
8.	This clearance letter is valid for a period of five years from the date of issue of this for commencement of construction work.	Construction work was duly started in time.
9.	A copy of the clearance letter will be marked to concerned Panchayat / local NGO, if any from whom any suggestion / representation has been received while processing the proposal.	Till date we have not received the suggestion / representation while processing the proposal. However, we will mark the concerned authorities a copy if the need arises.
10.	State Pollution Control Board / Committee should display a copy of the clearance letter at the Regional Officer, District Industries Center and Collector's office / Tehsildar's office for 30 days.	State Pollution Control Board has already displayed a copy of the clearance letter at the SPCB Office, District Industries Center, and Collector's Office for 30 days.

11. The project proponent should advertise within seven days atleast in two local newspapers widely circulated in the region around the project, one of which shall be in the vernacular language of the locality concerned informing that the project has been accorded environment clearance.

We have advertised in two Local Newspapers widely circulated in the region around the Project "Hamro Prajashakti" in Nepali and "NOW" in English dated: 2nd August 2006, informing that Project has been accorded environmental clearance.



LPG DEPOT FOR THE LABOURERS



DISPENSARY FOR THE LABOURERS

ANNEXURE-B

Environmental Activities and Corporate Social Responsibilities

1. Social and Environmental Activities

DANS Energy Pvt. Ltd. In its effort to improve medical facilities in the area provided Namchi District Hospital with medical equipment in the presence of the Chief Medical Officer (CMO). Several sets of Stethoscope, Drip stand, X-ray view box, BP instruments, Oxygen flow meter etc. were provided.



Medical Equipment being provided to Namchi District Hospital

MAGHEY MELA CELEBRATION, JORETHANG.

The DANS Energy Pvt. Limited sponsored the Maghey Mela Celebration at Jorethang, South Sikkim. The Maghey Mela was inaugurated by Hon'ble Chief Minister of Sikkim Shri. Pawan Chamling and a Football exhibition match were played between Nepal Women's National Team and Sikkim Women's National Team. The Sikkim Women's National Team was sponsored by DANS Energy Pvt. Ltd and wore the Dans Energy Jersey. The match was won by the Sikkim women's Team.



Sikkim Women's National team




Both the participating teams with Sikkim CM

Monthly Progress Report Annex-C

APRIL 2014

JORETHANG LOOP HEP (96 MW), SIKKIM

MONTHLY PROGRESS REPORT



DANS ENERGY PVT LTD

Content

1. Executive Summary	2
2. Project Status.....	4
3. Progress of Work on Site.....	4
3.1. Infrastructure Works.....	4
3.2. Contractor's Mobilization and Facilities.....	4
3.3. Planning	4
4. Progress of Civil works during the month.....	4
4.1. Head Race Tunnel.....	4
4.2. Power Intake and Cut & Cover.....	5
4.3. Barrage Phase I.....	5
4.4. Barrage Phase II.....	5
4.5. Surge Shaft	5
4.6. Powerhouse	5
4.7. Pressure Shaft	6
4.8. Vertical Shaft.....	6
4.9. Tail Race Channel.....	6
5. Progress of Hydro-Mechanical Work.....	6
6. Progress of Electro-Mechanical Work.....	7
7. Transmission System.....	9
8. Progress Pictures for the Month.....	10

1. EXECUTIVE SUMMARY

Owner	: DANS Energy Pvt. Ltd
Civil and HM Works Contractor	: SEW Infrastructure Ltd
Electro-Mechanical Contractor	: Alstom India Ltd
Design Consultant	: SMEC India Pvt. Ltd
Owner's Engineer	: Energy Infratech Pvt. Ltd

In HRT, 20.92m of HRT was excavated at Face-1 during the month of April 2014 making a total progress of 1989.32m. 26.30m of HRT was excavated at Face-2 during the month of April 2014 making a total progress of 1696.00m.

On 20th of April 2014 breakthrough between Face 1 and Face 2 was achieved.

344.0m of Invert excavation and leveling concrete was done in April 2014 towards HRT Face-3.

456.0m Kicker wall was concreted during this month making a total of 1068.0m on both sides by the end of this month.

Lining concrete was started on 14th March'14. During the month of April 2014 a total of 13 no's overts i.e. 234.0m was concreted making a total length of 324.0m.

Erection of the third skin on the second gantry traveler is under progress at the bottom of surge shaft.

In Barrage, civil works are completed. Both Under Sluice service gates are erected and dogged on the dogging beam. Erection of all five service spillway gates has been completed.

Reservoir filling is scheduled to start from 1st week of May'14.

Power Intake service gates were erected and tested and are in closed position.

In Surge Shaft, lining up to El-366.00 (55m) was completed. Chipping of gate grooves was also completed.

The structural civil works in powerhouse are completed inclusive of roof installation.

In Pressure Shaft, erection and concreting of 40 no's bottom horizontal ferrules (6m dia.) is completed out of 40 ferrules.

The erection and concreting of 55 no's top horizontal ferrules (6m. dia.) is completed out of 58 ferrules. Another 3 no's ferrules erection and welding works are under progress.

The breakthrough in-between Drop shaft and horizontal tunnel from Power house side was achieved on 14th December 2013. Erection, alignment and welding of the 3 nos. ferrules out of 42 nos. have been completed.

Hydrostatic test of the Y-piece has been completed. The backfill concrete around the Y-piece was completed in this month and compacted backfill is under progress.

In Tail Race Channel, all works were completed.

For Electromechanical, all components of Turbine, Governor, MIV and Generator have been received at site and erection work is nearing completion. Stator and rotor of Unit-1 have been lowered in the generator pit and boxing up is completed. Stator and rotor of Unit-2 has been lowered in the generator pit. Phase side bus duct erection, U-1 and U-2 is completed except last piece of GT connection.

For transmission line, initial lot of towers and stub materials has been received at site. Foundation excavation of 11 towers has been completed. Stub setting along with foundation concreting is completed at 6 tower location.

2. Project Status

2.1. Clearances

DEPL has obtained all clearances, which are required for construction of the Jorethang Loop HEP.

2.2. Financial Closure

The financial closure for the Project was achieved in the month of March 2010.

3. PROGRESS OF WORK AT SITE

3.1. Infrastructure Works

Maintenance and repairing of access roads to barrage, powerhouse and Adit 2 is continuing on all access roads and all the access roads are operational.

3.2. Contractor's Mobilization and Facilities

The equipment required for construction are available at site. An additional batching plant has been procured for concreting of the tunnel lining and the batching plant is operational.

3.3. Planning

All Civil Construction Drawings were released for construction to the Civil Contractor.

All shop drawings for the hydro mechanical works at Barrage and Powerhouse were approved and released for fabrication to the HM Contractor.

4. PROGRESS OF CIVIL WORKS DURING THE MONTH

4.1. Head Race Tunnel

a) HRT Face 1

20.92m of HRT was excavated at this face during the month of April 2014 making a total progress of 1989.32m.

b) HRT Face 2

26.30m of HRT was excavated at this face during the month of April 2014 making a total progress of 1696.00m.

On 25th of December 2013, breakthrough between Face 3 and Face 4 was achieved.

On 20th of April 2014 breakthrough between Face 1 and Face 2 was achieved and with this, the daylight of entire HRT is achieved.

Invert excavation and leveling concrete is under progress from Surge Shaft side to Adit-1.

c) HRT Face 3 and Face 4

344.0m of Invert excavation and leveling concrete was done in April 2014 and a total of 1457.0m length is completed by the end of the month.

456.0m Kicker wall was concreted during this month making a total of 1068.0m on both sides by the end of this month.

Lining concrete was started on 14th March'14. During the month of April 2014 a total of 13 no's overts i.e. 234.0m was concreted making a total length of 324.0m.

Erection of the third skin on the second gantry traveler is under progress at the bottom of surge shaft.

4.2. Power Intake and Cut & Cover Conduit:

The Power Intake and Cut & Cover structures are completed, with the exception of the connection block at the portal of the Inlet Tunnel. This block will be concreted after all excavation and concreting activities of the HRT from this face are completed.

Cleaning of the cut and cover of slush to allow removal of the gantry stored close to power intake is in progress.

4.3. Barrage phase I:

The following works are the only remaining to be completed in barrage phase I structure:

- Installation of trash racks panels is completed in three openings of the Power Intake with one more opening to be completed.
- Wet testing of power intake and undersluice service gates.

4.4. Barrage phase II:

The following works are the only remaining to be completed in barrage phase II structure:

- Wet testing of the five spillway service gates.

Reservoir filling is scheduled to start from 1st week of May, 2014.

4.5. Surge Shaft:

Last lift of lining was concreted on July 2012 in Surge Shaft completing lining up to El. 366.00 (55m). Chipping of gate grooves was completed. Balance first stage concreting in surge shaft bottom was completed during this month.

Fabrication of the forms for the upstream transition from square (6x6m) to horseshoe is completed and shifted to site.

Balance works:

- Concreting of Surge Shaft bottom slab and installation of Surge Shaft gate.

4.6. Power House:

The structural Civil Works in powerhouse are completed inclusive of roof installation. Some concrete finishing works, scaffolding dismantling and cleaning operations are balance in the upper floors of the powerhouse.

The brickwork and outside plastering are completed. The elevator shaft concreting is also complete.

Dismantling of the tower crane is in progress after backfill was placed in the area where the switchyard has to be built.

Top slab was concreted in this month at overhead water tank.

The backfill concrete around the Y-piece is completed and compacted backfill is under progress.

Balance works:

- Compacted backfill below the switch yard and transformer area.
- Switch yard, transformer foundation and DG room building.

4.7. Pressure Shaft:

The excavation of the total pressure shaft is completed.

a) Bottom horizontal Shaft

The erection and concreting of total 40 no's bottom horizontal ferrules (6m. dia) is completed out of 40 ferrules.

Erection, alignment, welding & NDT of all branch ferrules has been completed. Erection, alignment and NDT of the closure ferrules after removal of the bulkhead have been done.

b) Top horizontal Shaft

The erection and concreting of 55 no's top horizontal ferrules (6m. dia) is completed out of 58 ferrules. Erection of the 56th ferrule was done and alignment of the same is under progress.

c) Ferrule fabrication

Fabrication of all the penstock ferrules for Top, Bottom, Vertical and Branch portion has been completed.

4.8. Drop Shaft:

On 14th of Dec 2013, breakthrough in-between Drop shaft and horizontal tunnel from Power house side was achieved. Erection, alignment and welding of 3 nos. ferrules out of 42 nos. have been completed. Erection of 4th ferrule has also been done while alignment of the same is in progress.

4.9. Tail Race Channel:

Tail Race channel works are completed. Draft tube gates for the both units were lowered, installed and erection of the hoisting is also completed.

5. PROGRESS OF HYDROMECHANICAL WORKS

5.1 Fabrication

- **Power House Area**

- Fabrication of all the penstock ferrules for Top, Bottom, Vertical and Branch portion has been completed.
- Fabrication of Transition at the bottom of surge shaft has been completed.
- Fabrication of orifice is completed.

5.2 Erection

- **Barrage Area**

- Dry testing of spillway service gates and stop log elements in the spillway gate grooves completed.
- Dry testing of under sluice gate (with silt) completed
- Installation of local control panel of all the gates (spill way, under sluice, intake) completed.
- Erection of the intake stoplog has been completed.

- **Power House Area**

Penstock:

- **Branch Ferrules (4.25 m dia.):** Erection, alignment, welding & NDT of all branch ferrules has been completed.
- **Bottom Horizontal Ferrules (6 m dia.):** Erection, alignment, welding & NDT of 40 nos. ferrules out of 40 nos. ferrules have been completed.
- **Top Horizontal Ferrules (6 m dia.):** Out of 58 ferrules, erection, alignment, welding and NDT of 55 nos. ferrules have been completed so far. Erection of the 56th ferrule is complete and alignment of the same is under progress.
- **Vertical Shaft (6 m dia.):** Erection, alignment and welding of the 3 nos. ferrules out of 42 nos. have been completed. Erection of 4th ferrule has also been done while alignment of the same is in progress.
- **Transition:** Erection of the transition at the downstream of the surge shaft gate has been completed.
- **Bifurcation:** NDT after welding of the bifurcation ferrules has been completed. Hydrostatic test of the Y-piece has been completed. Removal of the bulkhead at the 6 m and 4.25 m side has been done. Erection, alignment and NDT of the closure ferrule has been completed.
- **Draft Tube Gate:** Dry testing of the gates for both the units has been completed.

Surge Shaft:

- Installation of 2nd stage embedded parts is in progress. So far installation of the upstream, downstream and side guide up to 12.5 m. including top sill beam has been completed.

6. PROGRESS OF ELECTRO-MECHANICAL WORK

The E&M works are progressing well. The detailed status of E&M works is given below:

- 6.1 Turbine, Governor and MIV:** Manufacturing of almost all the components of Turbine, Governor and MIV like DT liner, DT cone, Stay Ring, Spiral Case, Distributor, Runner, Shaft, Bearings, etc. is completed and these have been received at site.
 - 6.2 Generator and Excitation system:** Almost all generator components like Stator, Rotor spider, Rotor laminations, Rotor poles, Shafts and lower and upper brackets, bearings, Excitation system etc. for both Unit I and II have been received at site.
- **Balance of Plant (BOP):** 11KV switchgear panels, UAT & SST, 800KVA DG set, 220KV Circuit Breakers, Isolators, LA, Wave trap, CVT, Control & relay panels, Condition monitoring system, Protection system, Power & control cables, Cable trays, PLCC equipment, Inverter, LP compressor, Oil handling system, 163/30 T EOT crane, HVAC system material, GSU transformers, Cooling Water, Drainage & Dewatering valves, pumps, Bus Ducts, NG Cubicle, 220 kv switchyard material, control room furniture, DE & NDE fans, Piping support material, Fire-

fighting system pumps. Duplex filter and Illumination system material have been received at site.

6.3 Erection, Testing & Commissioning:

- **Turbine and Generator:** Erection and concrete of Draft tube for U-1 and U-2 is completed. Installation of Anchor pins & Base plates of Spiral case for U-1 & U-2 has been completed. Erection of Staring, Spiral case segment of U-1 and U-2 has been completed. Hydraulic pressure testing of Spiral case of U-1 and U-2 was completed successfully and its concreting has been completed. Turbine system HP oil injection system stator box, temperature gauge panel, breaking and jacking installation has been completed. Generator stator winding and core junction box and space heater terminal box for U-1 and U-2 installation has been completed.

Unit-1: Lower bracket foundation embedment sleeves have been completed. Bottom ring, wicket gates, Runner, Bearing oil sump, Head Cover, Operating Ring, Turbine Shaft installation has been completed. Turbine shaft main assembly completed and declared "shaft free" for generator assembly. Lower bracket installation and Turbine guide bearing installation has been completed. Machine run out has also been completed. MIV upstream and downstream erection is in progress. Stator HV test has been successfully completed. Stator lowered in the pit successfully. Generator lower shaft installation has been completed. Rotor has been placed in position. Generator thrust bearing, upper shaft, upper bracket, breaking and jacking has been completed. With all the above activities, **Unit-1 has been boxed up**. Instrumentation with cabling and final pipeline connection with components is in progress.

Unit-2: Lower bracket foundation embedment sleeves have been completed. Bottom ring, wicket gates, Runner, Bearing oil sump, head cover, Operating Ring, Turbine Shaft installation has been completed. Turbine shaft main assembly completed and declared "shaft free" for generator assembly. Lower bracket installation has been completed. Turbine guide bearing installation, MIV upstream and downstream erection is in progress. Stator HV test has been successfully completed. Stator lowered in the pit successfully. Generator lower shaft, thrust bearing installation has been completed. Rotor has been placed in position. Generator breaking and jacking, upper shaft, upper bracket, upper guide bearing erection is in progress.

- **BOP Electrical:** Installation of UAT U-1 and U-2, LAVT U-1 and U-2, 220V and 48V battery charger, DC distribution board at Machine hall floor has been completed. Service station transformer, panel installation in LT room, machine hall floor, MIV floor and generator floor has been completed. Cable tray installation at MIV floor, Turbine floor and Generator floor has been completed. Cable laying is in progress. Panel erection at various floors, bus duct erection and illumination is under progress. Phase side bus duct erection, U-1 and U-2 is completed except last piece of GT connection.
- **BOP Mechanical:** The erection, testing and commissioning of Power House EOT Crane area has been completed. LP compressed air system piping in turbine and MIV floor, cooling water system pumps, Cooling water duplex filters and cyclone separators, Shaft seal pumps and filters, firefighting pumps and duplex filters installation has been

completed. Installation of oil handling system, LP compressed air system, OPU governing system, cooling water system, fire-fighting system, HVAC is in progress.


7. TRANSMISSION SYSTEM

DEPL has signed the Bulk Power Transmission Agreement (BPTA) with Powergrid Corporation of India Ltd (PGCIL) on 24th Feb 2010 for transmission of power.


For the 220 kV Line from JLHEP switch yard to PGCIL substation at New Melli (Tokal), the Contract has been signed for both Supply and Service works and for Civil Foundations of the towers. Initial lot of towers and stub materials has been received at site. The status of line construction is as below:-

- Foundation peg marking of the tower footing has been completed up to tower No. 13.
- Foundation concreting and stub setting in location No. 02, 05, 06, 07, 08 and 09 has been completed.
- Foundation excavation in location No. 03, 04, 10, 11 & 12 has been completed and material shifting for foundation concreting is in progress.

8. PROGRESS PICTURES FOR THE MONTH




Power House Upstream View



Power House Units 1 & 2




Power House Ventilation Duct



Transmission Line Foundation



Erection of thlrđ skin of Gantry 2 through Surge shaft



Concrete Lining under progress